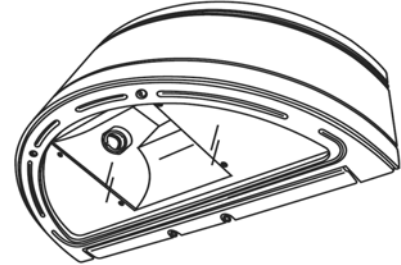
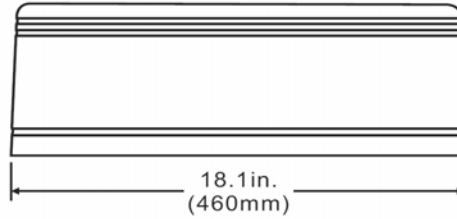
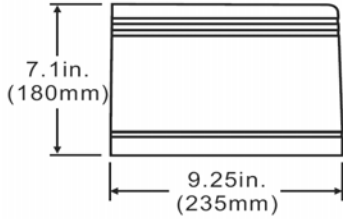




ASM-302 HALF ROUND WALL MOUNT

GOOD FOR DARK SKY



PRODUCT FEATURES



IDEAL FOR PARKING AREAS,
ENTRANCES, WALKWAYS,
UNDERPASSES, LOADING DOCKS,
RECREATION AREAS.

- * UL LISTED FOR WET LOCATIONS
- * HEAVY DUTY DIE-CAST ALUMINUM HOUSING WITH HIGH IMPACT / HEAT RESISTANT BOROSILICATE GLASS FOR ULTIMATE LIGHT DISTRIBUTION
- * BOROSILICATE GLASS IS HINGED AND REMOVABLE
- * DARK BRONZE COLOR
- * POWDER COATED FINISH ON THE HOUSING
- * SILICONE RUBBER INCLUDED TO PREVENT LEAKAGE
- * 1/2" TAPPED HOLES AVAILABLE FOR INSTALLING PHOTOCELL (PHOTOCELL OPTIONAL)
- * ONE PIECE ANODIZED ALUMINUM DESIGNED REFLECTOR FOR BEST LIGHT EFFICIENCY
- * **UP / DOWN OPTION**
- * IDEAL FOR 175MH WATTS, & 150HPS WATTS & 2PL 42W MAX

CATALOG #	RATING	LAMPS	DIMENSIONS
ASM302-MH	175W MAX (SPECIFY WATTAGE)	METAL HALIDE	18" W X 7.1" H X 9.25" D
ASM302-HPS	150W MAX (SPECIFY WATTAGE)	H.P.S	18" W X 7.1" H X 9.25" D
ASM302-2PL42	2PL 42W	PL42	18" W X 7.1" H X 9.25" D



1435 West 139TH Street Gardena, CA 90249 Tel: 310-323-2275 Fax: 310-323-6275

Website: www.arklighting.com Email: info@arklighting.com