
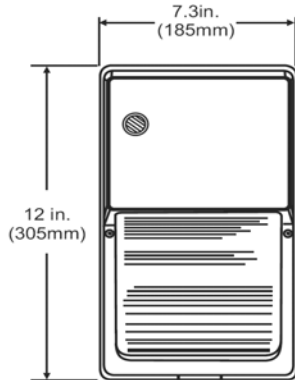
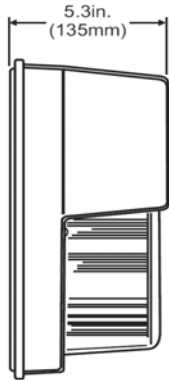




ASM-353 WALL MOUNT



IDEAL FOR PARKING AREAS,
ENTRANCES, WALKWAYS,
UNDERPASSES, LOADING
DOCKS, RECREATION AREAS.

PRODUCT FEATURES

- * UL LISTED FOR WET LOCATIONS
- * HEAVY DUTY DIE-CAST ALUMINUM HOUSING WITH HIGH IMPACT HEAT RESISTANT BOROSILICATE GLASS FOR ULTIMATE LIGHT DISTRIBUTION .
- * ALUMINUM BASE PLATE WITH CONDUIT ACCESS
- * DARK BRONZE COLOR
- * POWDER COATED FINISH ON THE HOUSING
- * SILICONE RUBBER INCLUDED TO PREVENT LEAKAGE
- * 1/2" TAPPED HOLES AVAILABLE FOR INSTALLING PHOTOCELL (PHOTOCELL OPTIONAL)
- * ONE PIECE ANODIZED ALUMINUM DESIGNED REFLECTOR FOR BEST LIGHT EFFICIENCY
- * IDEAL FOR 100W MH OR 100HPS WATTS & 1PL 42W MAX

CATALOG #	RATING	LAMPS	DIMENSIONS
ASM353-100MH	100W MAX (SPECIFY WATTAGE)	M.H	7.3" W X 12" H X 5.3" D
ASM353-100HPS	100W MAX (SPECIFY WATTAGE)	H.P.S	7.3" W X 12" H X 5.3" D
ASM353-1PL42	1PL 42W	PL32	7.3" W X 12" H X 5.3" D



1435 West 139TH Street Gardena, CA 90249 Tel: 310-323-2275 Fax: 310-323-6275

Website: www.arklighting.com Email: info@arklighting.com